













PVC FITTING

	Inch MM	½" 15MM	¾" 20MM	1" 25MM	1¼" 32MM	1½" 40MM	2" 50MM	2½" 65MM	3" 80MM	4" 100MM	6" 150MM	8" 200MM	10" 250MM	12" 300MM
90° ELBOW 'D'		1.00 (100)	1.80 (100)	2.50 (100)	4.00 (50)	6.00 (40)	11.00 (50)	28.80 (30)	28.80 (15)	60.00 (8)	144.00 (8)	500.00 BS		
90° ELBOW 'SWV'		1.25	2.00	2.70	2.40 (50)	3.50 (50)	5.00 (80)	10.00 (S)	10.00 (100)	15.00 (50)	46.00 (15)	138.00 (7)	175.00	300.00
		CLASS E												
45° ELBOW 'D'		1.30 (100)	2.40 (100)	3.80 (100)	5.50 (50)	8.00 (50)	15.00 (80)	25.20 (50)	25.20 (15)	51.00 (10)	144.00 (10)	300.00 (Impt)		
45° ELBOW 'SWV'						2.00 (50)	4.90 (100)		10.80 (40)	21.00 (50)	54.00 (20)	126.00 (10)	175.00	300.00
TEE 'D'		1.25 (100)	2.20 (100)	3.50 (50)	6.00 (40)	8.00 (70)	12.60 (40)	33.60 (20)	33.60 (40)	60.00 (25)	300.00 (6)	450.00 (Impt)		
TEE 'SWV'		1.60	2.60		3.00 (50)	4.00 (100)	7.00 (150)	20.00 (S)	20.00 (60)	36.00 (30)	90.00 (10)	280.00 (4)		
		CLASS E												
SOCKET 'D'		0.65 (100)	1.00 (100)	1.50 (100)	4.00 (50)	5.40 (40)	8.10 (25)	19.20 (40)	19.20 (24)	36.00 (12)	93.60 (4)	175.00 (BS)		
SOCKET 'SWV'					2.10 (50)	2.80 (50)	4.80 (25)		8.40 (25)	16.50 (15)	45.60 (20)	108.00 (9)	115.00	175.00
P/T ELBOW		1.60 (100)	2.40 (100)	3.80 (100)	4.80 (50)	6.00 (50)	9.60 (80)							
P/T TEE		2.20 (100)												
P/T SOCKET		1.15 (100)	1.45 (100)	2.50 (100)	3.30 (50)	5.00 (50)	7.20 (25)	16.80 (50)	18.00 (100)	28.80 (50)				
VALVE SOCKET		0.70 (100)	1.10 (100)	2.00 (100)	3.10 (100)	4.20 (50)	6.60 (25)	15.00 (40)	15.00 (100)	26.40 (50)	115.00 (Impt)			
END CAP		0.50 (200)	0.70 (200)	0.95 (100)	2.40 (100)	2.60 (100)	3.40 (50)	13.20 (70)	13.20 (50)	26.40 (70)	78.00 (6)	165.00 (Impt)		
PLUG		0.50 (200)	0.70 (200)	1.20 (100)	1.80 (100)	2.40 (100)	3.60 (100)		15.00 (S)	19.00 (S)				
V-TANK CONNECTOR		3.00 (100)	4.00 (100)	6.00 (100)	8.00 (100)	10.00 (100)	14.00 (50)							
FLANGE				36.00 (100)		42.00 (50)	42.00 (45)	50.40 (25)	50.40 (20)	72.00 (15)	162.00 (6)	280.00 (3)		
U PIPE CLIP		0.55	0.70	0.90	1.50	2.00	2.50		3.00	3.50				
JAM NUT		1.00	1.20	1.40	3.00	3.60	4.20		50.40 (30)	72.00 (20)	162.00 (10)			
LONG BEND					14.00	15.00	19.00	52.00	52.00	79.00	238.00	560.00		
PVC FITTING		10" 250MM	12" 300MM											
90° Elbow 'SWV'		175.00 (4)	300.00 (4)											
45° Elbow 'SWV'		175.00 (4)	300.00 (4)											
SOCKET 'SWV'		115.00 (6)	175.00 (4)											