
























UPVC FITTING		1¼"	1½"	2"	3"	4"	6"	8"	10"	12"
		32MM	40MM	50MM	82MM	110MM	150MM	200MM	250MM	300MM
90° BEND		2.30 (100)	3.00 (50)	4.20 (100)	11.00(100)	16.50 (50)	64.00 (15)	140.00 (8)	350.00	500.00
90° BEND (KKK, AE, WK)		2.30 (100)	3.00 (50)		11.00(100)	11.50 (60)				
90° BEND I/O			4.90 (50)	6.50 (80)	19.50 (100)	27.00 (40)	79.00 (15)	280.00 (8)		
45° BEND		2.30 (100)	3.00 (50)	4.20 (100)	11.00 (45)	11.50 (70)	45.00 (20)	120.00 (10)	315.00	445.00
45° BEND I/O						19.00 (S)		225.00 (S)		
EQUAL TEE		3.90 (100)	4.90 (100)	7.40 (50)	22.50 (60)	29.00 (25)	100.00 (8)	245.00 (6)	480.00	750.00
EQUAL TEE I/O			7.20 (CS)	10.40 (50)	28.50 (50)	41.00 (25)	108.00 (8)	285.00 (S)		
STRAIGHT SOCKET		1.40 (100)	1.70 (100)	2.60 (40)	7.00 (40)	8.00 (25)	25.50 (24)	55.00 (12)	115.00	200.00
PIPE SLEEVE		6.00 (50)	6.00 (50)	6.50 (70)	8.50 (35)	9.00 (25)	29.50 (20)	80.00 (12)		
P/T ELBOW		5.80 (50)	7.00 (50)							
P/T SOCKET		3.60 (50)	4.80 (50)							
VENT COWL				2.70 (50)	4.70 (100)	5.10 (50)	30.00 (25)			
DOME FILTER						30.00	65.00	95.00	180.00	350.00
END CAP				3.00 (50)	7.40 (100)	8.40 (150)	37.80 (20)	95.00 (Fab)		
Y TEE			6.50 (100)	9.80 (50)	32.50 (50)	48.80 (25)	195.00 (8)	345.00 (5)		
Y TEE I/O						54.60 (25)				
CROSS TEE						78.00 (20)				
P-TRAP				19.50	53.50	62.50 (20)				
P-TRAP I/O				19.50 (30)	53.50 (S)	62.50 (20)				
S-TRAP / S-TRAP I/O	 					92.00 (15)				
WC CONNECTING BEND						16.50 (70)				
WC CONNECTING BEND I/O						27.00 (70)				
U-BODY / U-BODY I/O						46.00(10)				
ACCESS PLUG WITH CAP			6.00 (80)	6.60 (50)	19.20 (70)	21.00 (50)	54.00 (10)			